




האוניברסיטה  
העברית  
בירושלים  
THE HEBREW  
UNIVERSITY  
OF JERUSALEM

# Moving an item from the reading list to a topic in Moodle

Library authority  
2023-24


Pick a topic and click **“Add an activity or resource”**

▼ Topic 1 

+

Add an activity or resource

Add topic

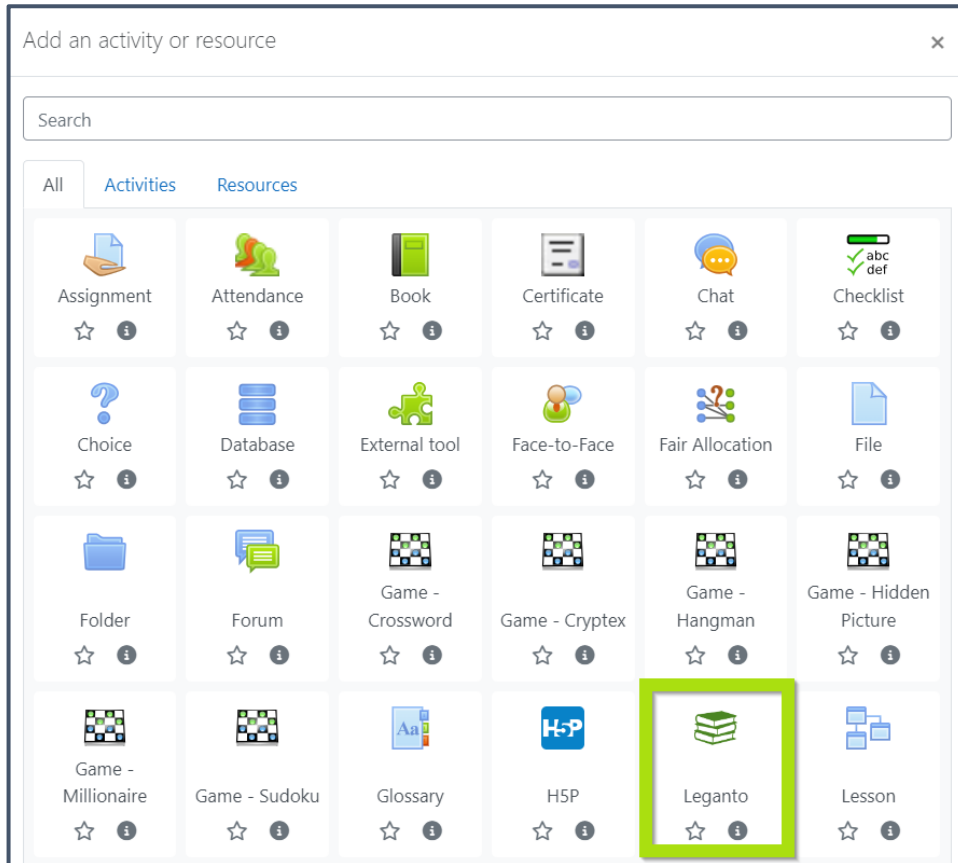
▼ Topic 2 

+

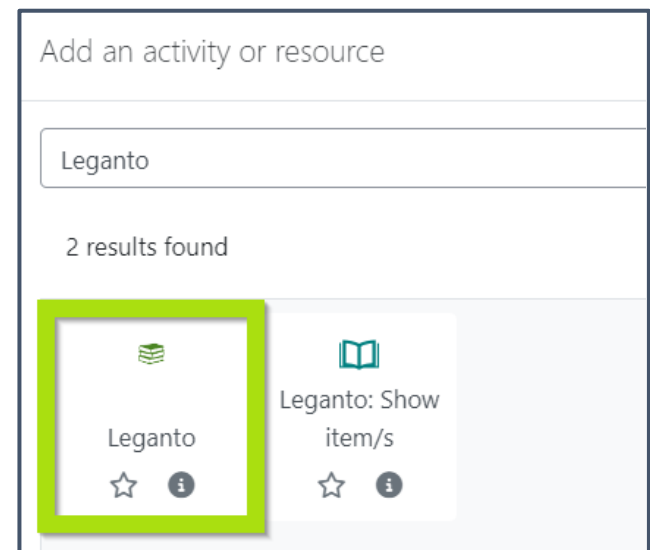
Add an activity or resource

Add topic

Choose the icon **Leganto**  from the list



You can also use the  
search bar



Click on “**select content**”  
and pick the desired items to add  
to the topic in the new window

✚ Adding a new External tool to Topic 1?

▼ General

Activity name

[Show more...](#)


1 **Select content**


Select content

☐ הדרכה בשימוש בספרייה - קורס מתקדם  
PUBLISHED 74122-6 (2023/24, Yearly)

☐ Resources (3) ▼

☐ BOOK 1984.  
Select Book: Little women available at Overseas Library Storage Room : 823 O79

2 ☒  BOOK Little women  
Complete Available at Overseas Library Open Shelf : 813 A355



☐  BOOK Wuthering Heights  
Complete Available at Humanities & Social Sciences Library 2nd Floor Media : OSV 12977

☐ Topic 1 (1) ▼

3 **SELECT**


click “**select**”

In the field “**Activity name**”  
enter the name of your choice

 Adding a new External tool to Topic 1 

Expand all

▼ General

Activity name 

Show more...

Select content

> Privacy


> Grade

> Common module settings

> Restrict access

> Guest access


> Tags

☐ Send content change notification 

Save and return to course

Save and display

Cancel

 Required

To finish, click **“Save and return to course”**

> Privacy

> Grade

> Common module settings

> Restrict access

> Guest access

> Tags

☐ Send content change notification ?

Save and return to course

Save and display

Cancel