



האוניברסיטה
העברית
בירושלים
THE HEBREW
UNIVERSITY
OF JERUSALEM

Managing and publishing the reading list

Library authority
2023-24

The reading list can be divided into sections to group your resources by topic, lesson, unit, etc.

Choose “**New Section**”, name it, and click “**Create**”

הדרכה בשימוש בספרייה - קורס מתוקשב

PUBLISHED 74122-6 (2023/24, Yearly) [More info >](#)

NEW SECTION ADD ITEMS +

2 Title*: Topic 1

Description:

From: dd/MM/yyyy To: dd/MM/yyyy

Import

CANCEL

3 CREATE

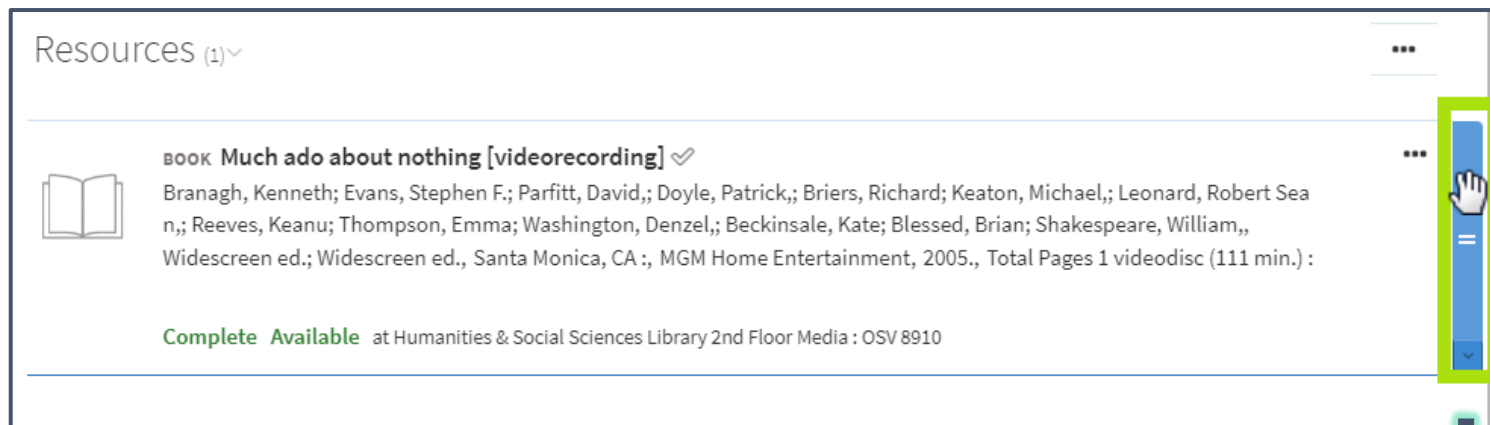
To move an item from section to section,
place the cursor on the blue stripe that appeared
on the side on that item and *drag* it to the new location

Resources (1)▼

BOOK **Much ado about nothing [videorecording]** ✓

Branagh, Kenneth; Evans, Stephen F.; Parfitt, David.; Doyle, Patrick.; Briers, Richard; Keaton, Michael.; Leonard, Robert Sean.; Reeves, Keanu; Thompson, Emma; Washington, Denzel.; Beckinsale, Kate; Blessed, Brian; Shakespeare, William., Widescreen ed.; Widescreen ed., Santa Monica, CA :, MGM Home Entertainment, 2005., Total Pages 1 videodisc (111 min.) :

Complete Available at Humanities & Social Sciences Library 2nd Floor Media : OSV 8910

A screenshot of a library catalog interface. The top section is titled 'Resources (1)▼'. Below it, there is a book entry for 'Much ado about nothing [videorecording]'. The entry includes the title, authors, and a description. To the right of the entry, there is a blue vertical bar with a hand icon, indicating a drag handle. A green box highlights this bar.

Resources (1)▼

Topic 1 (0)▼

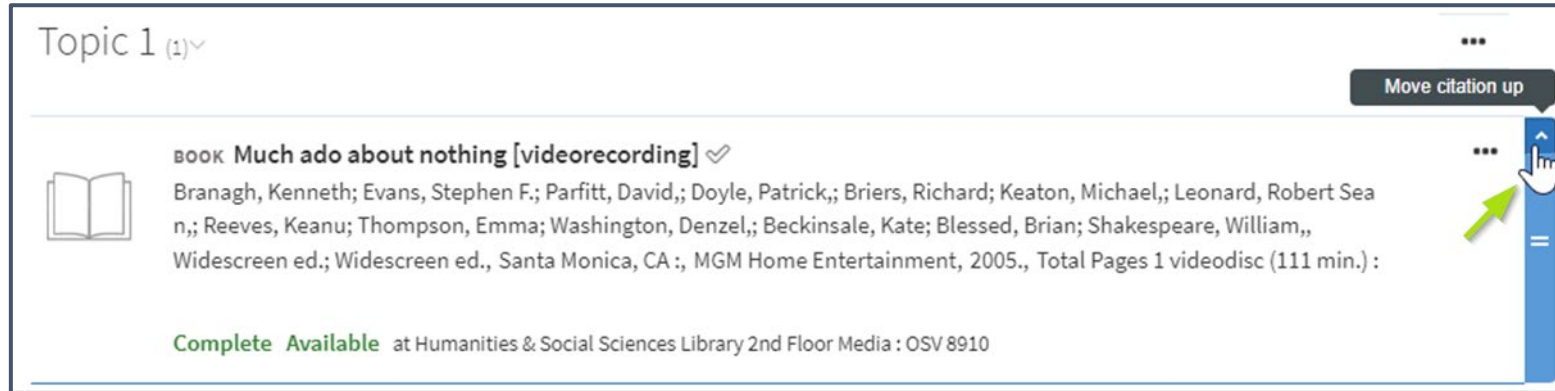
BOOK **Much ado about nothing [videorecording]** ✓

Branagh, Kenneth; Evans, Stephen F.; Parfitt, David.; Doyle, Patrick.; Briers, Richard; Keaton, Michael.; Leonard, Robert Sean.; Reeves, Keanu; Thompson, Emma; Washington, Denzel.; Beckinsale, Kate; Blessed, Brian; Shakespeare, William., Widescreen ed.; Widescreen ed., Santa Monica, CA :, MGM Home Entertainment, 2005., Total Pages 1 videodisc (111 min.) :

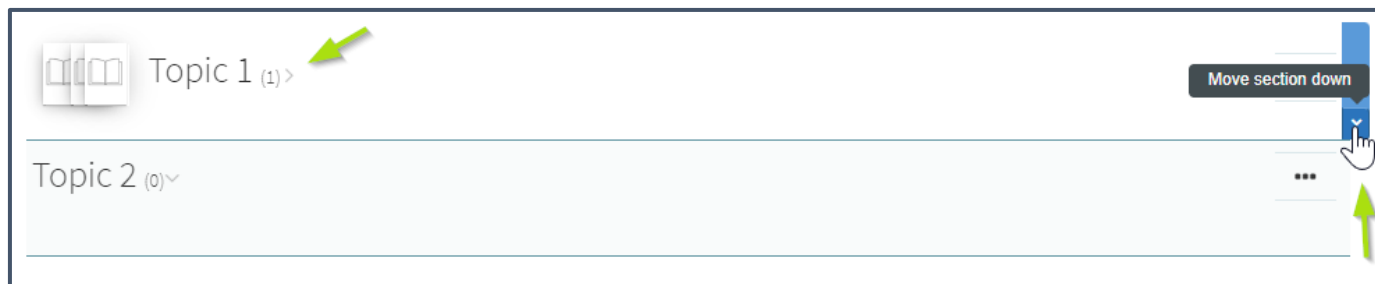
Complete Available at Humanities & Social Sciences Library 2nd Floor Media : OSV 8910

A screenshot of the same library catalog interface, but the book entry has been moved to a new section titled 'Topic 1 (0)▼'. A blue arrow points from the drag handle in the first screenshot to this new location. The book entry is now highlighted with a blue background.

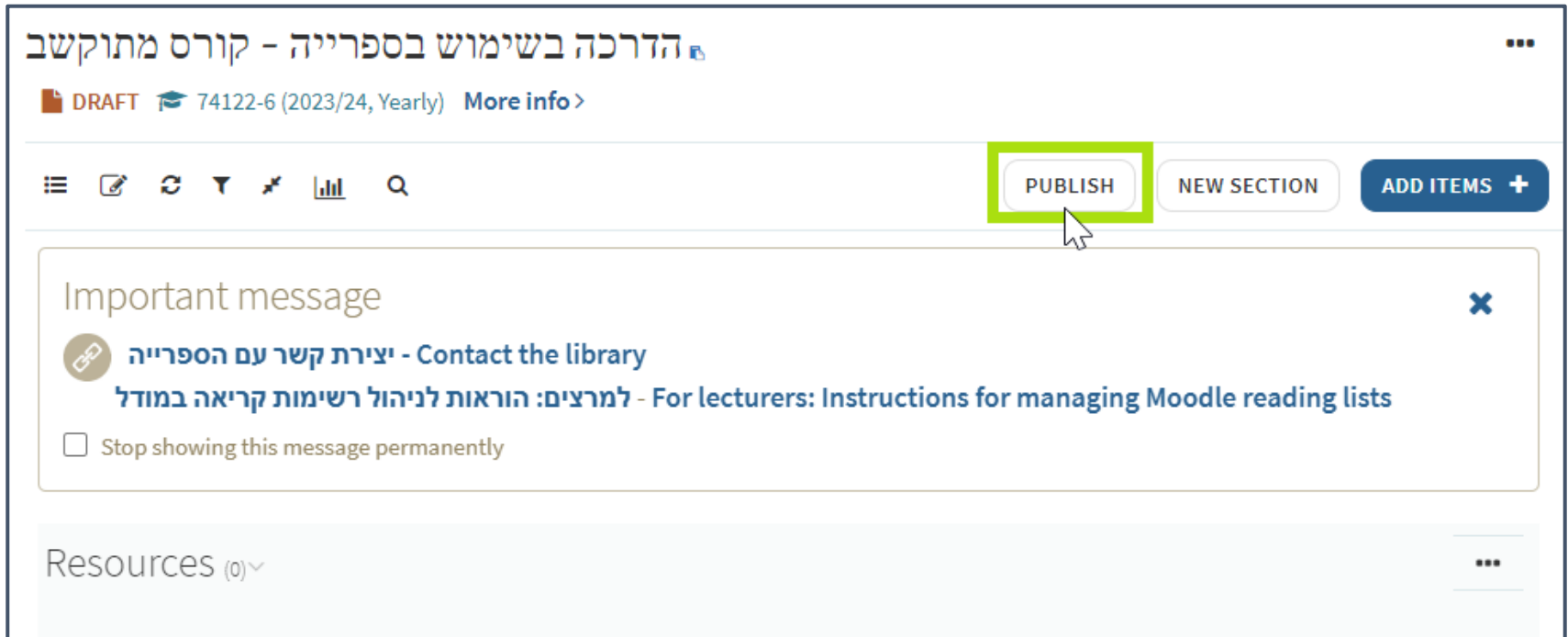
You can also use the arrow on the blue stripe to move the citation up and down



Sections can also be moved:
place the cursor on the blue stripe that appeared on the
side on the section (only in "closed mode")
and *drag* it to the new location using the arrow on the
blue stripe



To allow students to see the reading list,
click on the button “**Publish**”



The screenshot shows a Moodle course page for 'הדרכה בשימוש בספרייה - קורס מתוקשב' (Library Usage Guide - Coded Course). The page status is 'DRAFT' and the course is '74122-6 (2023/24, Yearly)'. A toolbar at the top includes icons for menu, edit, refresh, filter, link, chart, and search. The 'PUBLISH' button is highlighted with a green box and a mouse cursor. Other buttons are 'NEW SECTION' and 'ADD ITEMS +'. Below the toolbar is an 'Important message' box with the text: 'יצירת קשר עם הספרייה - Contact the library' and 'למרצים: הוראות לניהול רשימות קריאה במודל - For lecturers: Instructions for managing Moodle reading lists'. There is a checkbox for 'Stop showing this message permanently'. At the bottom, there is a 'Resources (0)' section.

If you want to “**unpublish**” the list
or edit it in other ways,
click on the button “...” and select from
the dropdown menu in the list’s title line

The screenshot shows a course page titled "הדרכה בשימוש בספרייה - קורס מתוקשב" (Library Usage Tutorial - Pre-recorded Course). The page status is "PUBLISHED" for the year "74122-6 (2023/24, Yearly)". A toolbar with various icons is visible below the status. An "Important message" box contains a link to "Contact the library" and "Instructions for managing M". Below this is a "Resources (0)" section and a "Topic 1 (1)" section. On the right, a dropdown menu titled "Reading list options" is open, showing various actions. The "Unpublish" option is highlighted with a green box. A hand icon points to the menu button (three dots) at the top right of the reading list title.

הדרכה בשימוש בספרייה - קורס מתוקשב

PUBLISHED 74122-6 (2023/24, Yearly) More info >

Important message

[Contact the library](#) - יצירת קשר עם הספרייה

[For lecturers: Instructions for managing M](#) - למרצים: הוראות לניהול רשימות קריאה במודל

☐ Stop showing this message permanently

Resources (0)▼

Topic 1 (1)▼

Reading list options

- Edit
- Unpublish
- Library Review
- Order Citations in All Sections ▼
- Duplicate list
- Roll Over list
- Lock
- Manage course association
- Save list structure as a template
- Create a shareable link ▼
- LTI Direct Access
- Export ▼
- Print
- View list as a student
- Display recent list changes
- Remove from My Lists
- Delete