



האוניברסיטה
העברית
בירושלים
THE HEBREW
UNIVERSITY
OF JERUSALEM

Adding a reading list component to the course in Moodle

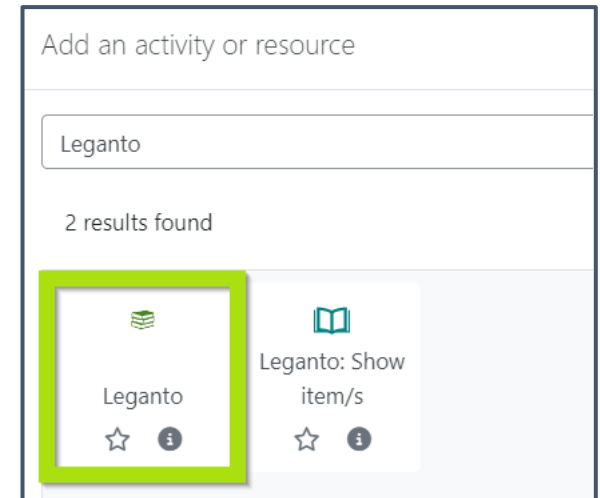
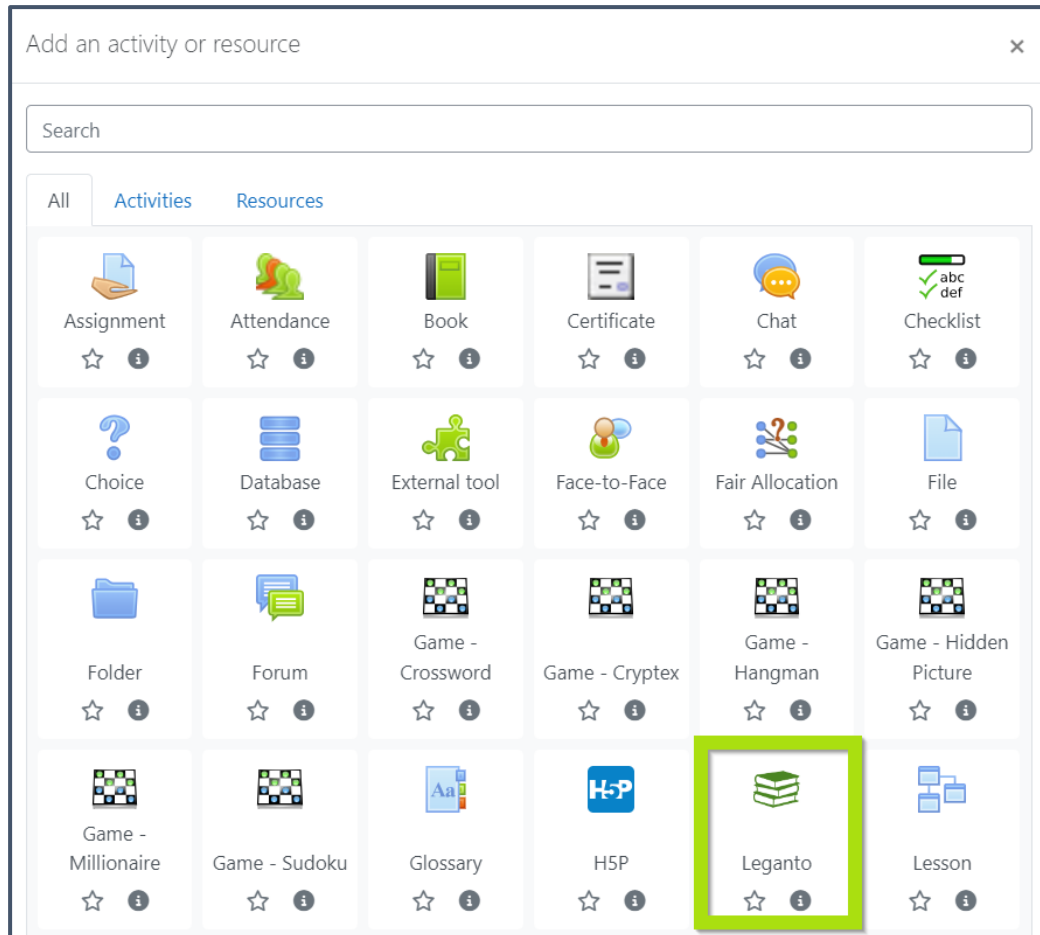
Library authority
2023-24

In most courses the component
“**Reading list**”  already exists

If not, click “**Turn editing on**”
Click “**Add an activity or resource**”



Choose the icon **Leganto**  from the list
You can also use the search bar



In the field “**Activity name**”
enter the reading list name of your choice,
and click “**Save and return to course**”

The screenshot shows the Moodle 2023/24 interface. The top navigation bar includes the HUJI logo and the text "moodle 2023/24". Below the navigation bar, the breadcrumb trail reads: "Home / My courses / 74122 INFORMATION & LIBRARY RESOURCES / Sections / General / Adding a new External tool".

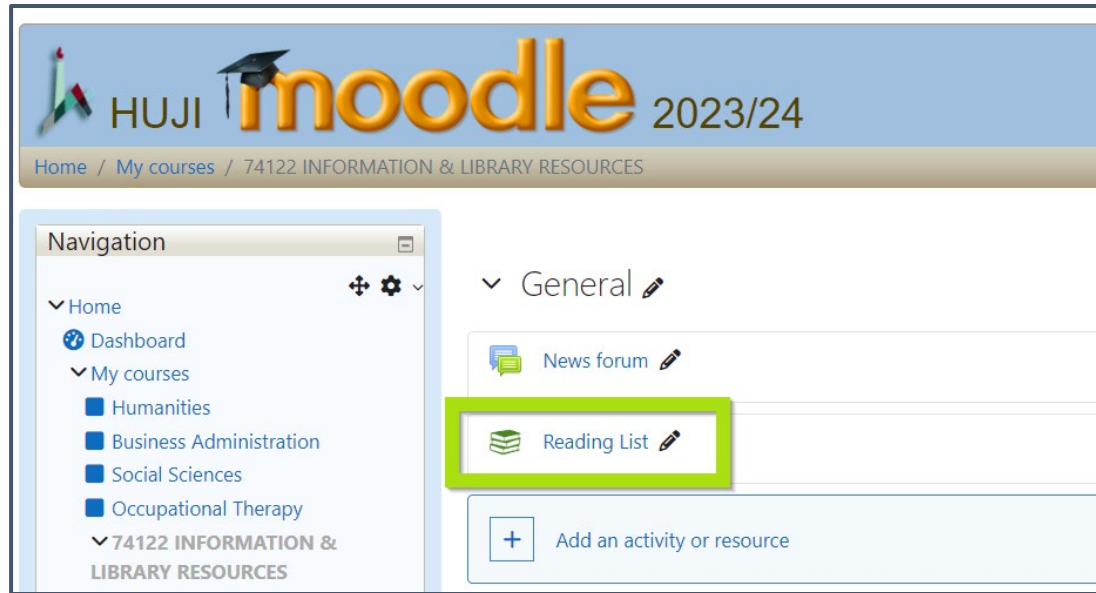
On the left side, there is a "Navigation" sidebar with a tree view. The "General" section is expanded, showing "News forum" and "Reading List". The "Reading List" section is further expanded, showing "Topic 1" through "Topic 5".

The main content area is titled "Adding a new External tool". It features a "General" section with a red circle and the number 1 next to the "Activity name" input field. Below the input field is a "Select content" button. The "General" section also includes a "Show more..." link.

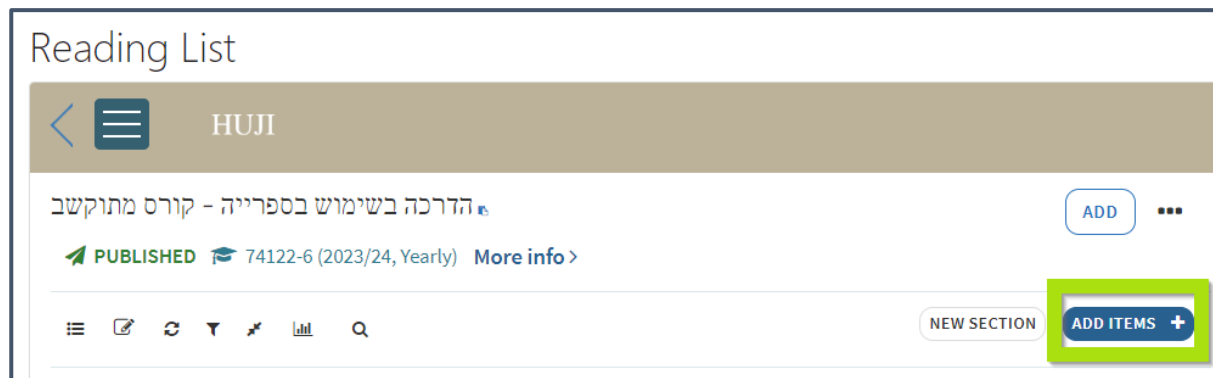
Below the "General" section, there are several expandable sections: "Privacy", "Grade", "Common module settings", "Restrict access", "Guest access", and "Tags".

At the bottom of the page, there is a checkbox labeled "Send content change notification" with a red circle and the number 2 next to it. Below this checkbox are three buttons: "Save and return to course" (highlighted with a green box), "Save and display", and "Cancel".

By clicking on the link,
you can open the reading list and edit it



The screenshot shows the Moodle interface for HUJI 2023/24. The breadcrumb trail is "Home / My courses / 74122 INFORMATION & LIBRARY RESOURCES". On the left, the "Navigation" menu lists "Home", "Dashboard", "My courses", and "74122 INFORMATION & LIBRARY RESOURCES". The "General" section on the right contains a "News forum" link and a "Reading List" link, which is highlighted with a green box. Below these links is a button labeled "Add an activity or resource".



The screenshot shows the "Reading List" page. The header includes a back arrow, a menu icon, and the text "HUJI". The main content area displays the course title "הדרכה בשימוש בספרייה - קורס מתוקשב" and the course code "74122-6 (2023/24, Yearly)". Below this, there is a "PUBLISHED" status and a "More info" link. At the bottom right, there are two buttons: "NEW SECTION" and "ADD ITEMS", with the "ADD ITEMS" button highlighted by a green box.